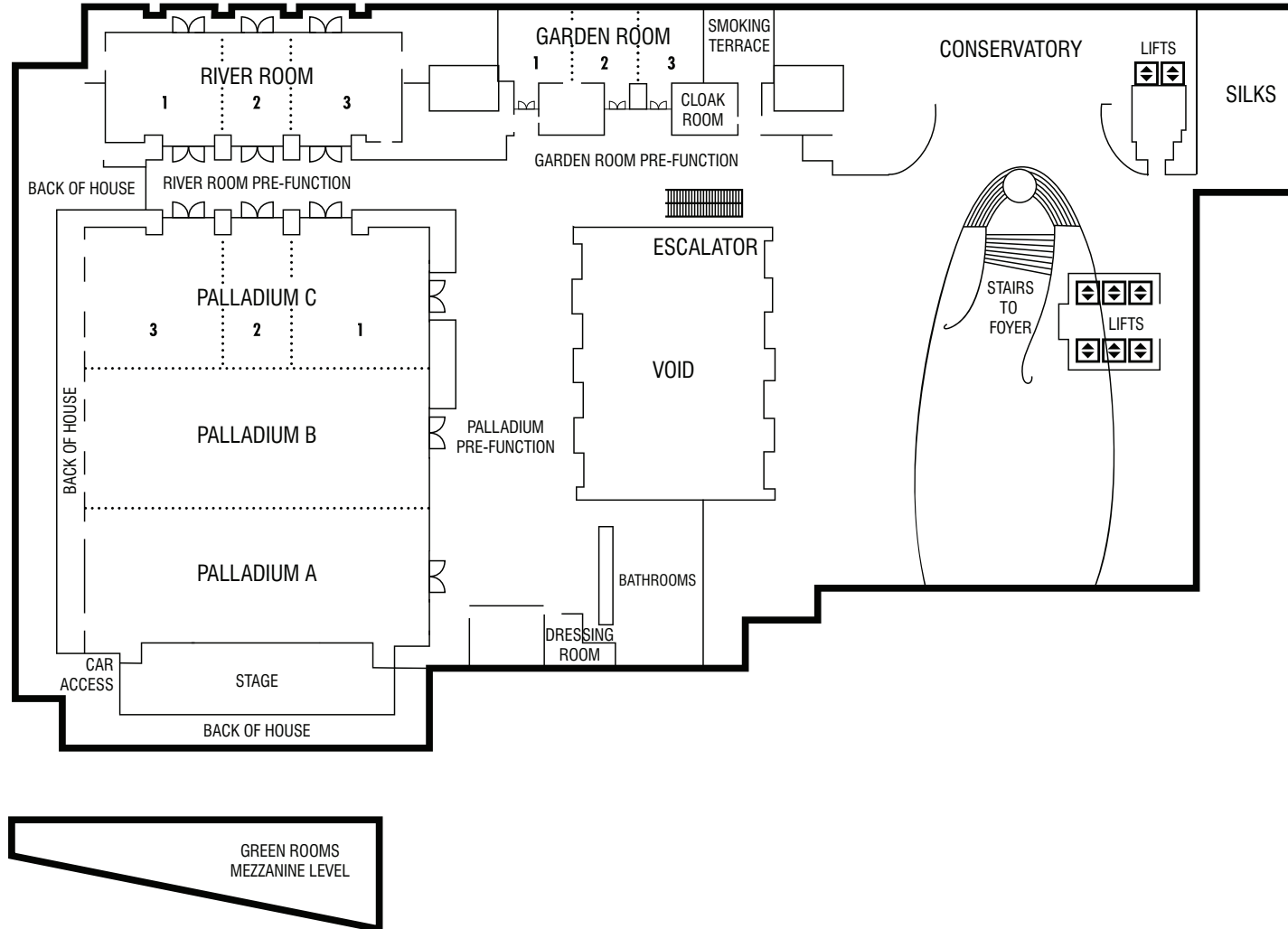


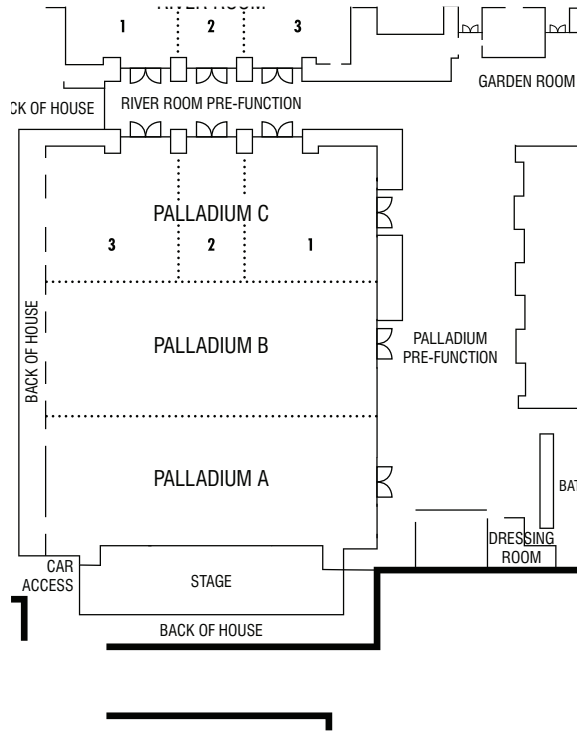
Crown Towers Event Spaces

LEVEL ONE

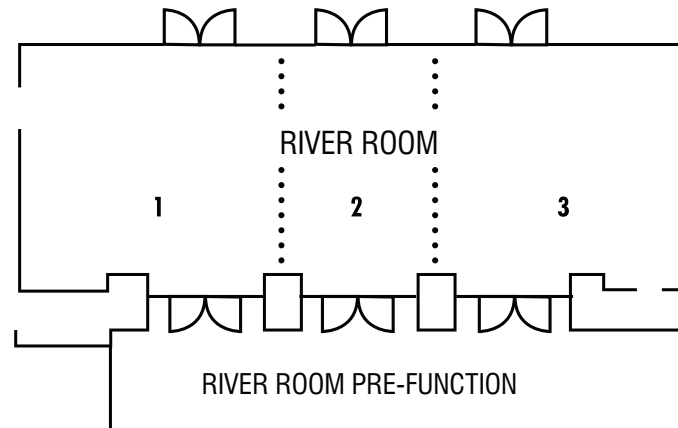


Crown Towers Event Spaces

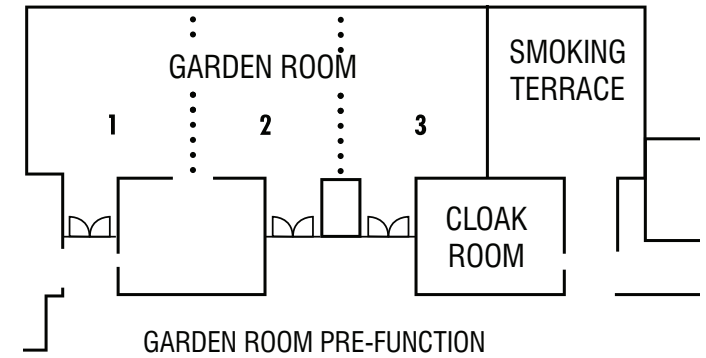
LEVEL ONE



PALLADIUM FLOOR PLAN



RIVER ROOM FLOOR PLAN



GARDEN ROOM FLOOR PLAN



Event Capacities

	WIDTH (M)	LENGTH (M)	AREA (m2)	HEIGHT (M)	BANQUET	DINNER DANCE	WEDDING RECEPTION	COCKTAIL RECEPTION	THEATRE	CABARET	U SHAPE	BOARD ROOM	CLASS ROOM
Palladium	41	50	2050	6.8	1500	1300	1100	2500	2500	1200	N/A	N/A	1100
Palladium A & B	41	32	1312	6.8	850	750	650	1500	1400	680	N/A	N/A	750
Palladium A	41	16	656	6.8	440	380	360	800	700	305	N/A	N/A	300
Palladium B	41	16	656	6.8	440	380	360	800	700	305	N/A	N/A	300
Palladium C	41	16	656	6.8	440	380	360	800	700	305	N/A	N/A	300
Palladium C1	16	16	256	6.8	160	120	100	220	200	128	50	N/A	130
Palladium C2	8	16	128	6.8	80	N/A	N/A	120	100	80	25	N/A	50
Palladium C3	16	16	256	6.8	160	120	100	220	200	128	50	N/A	130
Palladium C1 & C2	24	16	384	6.8	250	180	160	470	320	190	N/A	N/A	160
Palladium C2 & C3	24	16	384	6.8	250	180	160	470	320	190	N/A	N/A	160
River Room	36	13	468	5.8	270	240	220	500	500	240	N/A	N/A	200
River Room 1	14	13	182	5.8	90	80	60	150	180	72	48	48	50
River Room 2	8	13	104	5.8	60	30	N/A	80	80	48	36	N/A	30
River Room 3	14	13	182	5.8	90	80	60	150	180	72	48	48	50
River Room 1 & 2	22	13	286	5.8	150	110	90	250	260	120	70	N/A	90
River Room 2 & 3	22	13	286	5.8	150	110	90	250	260	120	70	N/A	90
Garden Room	8	24	192	5	120	80	80	150	190	96	72	N/A	130
Garden Room 1	8	8	64	5	40	20	N/A	50	50	32	24	22	30
Garden Room 2	8	8	64	5	40	20	N/A	50	50	32	24	22	30
Garden Room 3	8	8	64	5	40	20	N/A	50	50	32	24	22	30
Garden Room 1 & 2	8	16	128	5	80	60	50	100	100	64	40	42	40
Garden Room 2 & 3	8	16	128	5	80	60	40	100	100	64	40	42	40

